Intelligent Signal Isolator

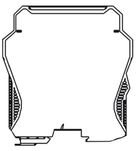

1. Optical coupling isolation
2. Accuracy: 0.1%
3. Standard guide rail: 35mm
4. Response speed: 100ms
5. High linearity, strong versatility
6. Stable performance, low temperature drift
7. Imported components, high degree of collection
8. Three-end anti-interference, strong reliability
9. Complete channels, parameters can be customized

Product overview

Intelligent signal isolator, which uses the unit modular concept design, with high-precision transmission, conversion and other advantages, to achieve
Reliable isolation between the power/input/output terminals ensures stable signal transmission.
This product has low power consumption, good temperature characteristics, and is used with all kinds of instruments and DSC, PLC and other equipment, in petroleum and petrochemical
Manufacturing, electric power, metallurgy and other industries have a wide range of major projects.
DIN rail independent mounting method.

Product Parameter

Input: Current :0-20mA, 4-20mA, 0-10mA; Voltage :0-5V, 1-5V, 0-10V
Output: Active current :0-20mA, 4-20mA, 0-10mA; Passive current :4-20mA, DC voltage :0-5V, 1-5V, 0-10V. RS485 communication
Load capacity: <500Q when output is current; Output voltage >10KQ
Input impedance: Active :0-20mA, 4-20mA:<50Ω;
Voltage :0-5V, 1-5V, 0-10V>300KQ
Input ripple :<5mVrms(load 250Ω)
Distribution output voltage: open circuit voltage <26V, full load 20mA output voltage >17.5V
Accuracy :±0.1%F.S(25℃ × 2℃)
Temperature drift :40ppm/℃
Response time :<100ms
Dielectric strength: >1500V AC(between input/output/power supply)
Insulation resistance: >(Input input/output/power between)100mΩ
Power supply: DC 18-32V(typical 24V DC)
Full load power consumption: 24V DC power supply, dual full load 20mA output 1.5W
Panel indicator: PWR: Power indicator (green) The meter is on long after being powered on
ALM: The input indicator (red) is off when it is working normally

Use environment:
Ambient temperature :-20℃~+60℃
Allowable relative humidity :10%RH~90%RH(40℃)
Allowable atmospheric voltage in operation :80KPa~106KPa
Allowable ambient temperature during storage :-40℃~+80℃

Product Size

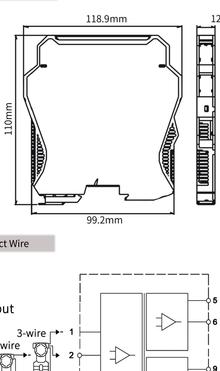

Product Wire

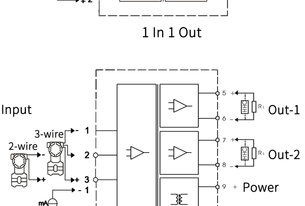

1 In 1 Out

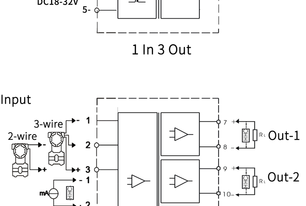

1 In 2 Out

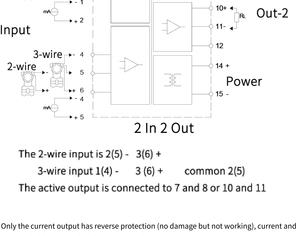

1 In 3 Out

1 In 4 Out

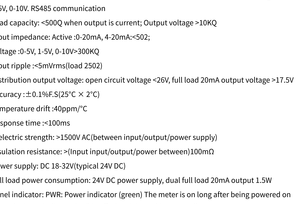

2 In 2 Out

The 2-wire input is 2(5) - 3(6) +
3-wire input 1(4) - 3 (6) + common 2(5)
The active output is connected to 7 and 8 or 10 and 11

▶ Only the current output has reverse protection (no damage but not working), current and voltage limiting protection. Other output signals are reversed resulting in transmitter damage.

Installation precautions

1. Before using the signal isolator, carefully check and confirm the quantity, model and specification of the product according to the packing list and product label
And carefully read the signal isolator instruction manual.
2. The use environment of the signal isolator should be free from conductive dust, corrosive gas, strong shock and vibration.
3. Signal isolator integrated structure, non-removable, while collision and fall should be avoided, do not alter and tear off the product
Any of the labels.
4. The signal isolator cannot be used instead of the isolated safety gate at the analog detection end.
5. When the signal isolator is installed centrally, the installation spacing is usually >10mm.
6. Usually, there is no lightning protection circuit set inside the signal isolator, when the input and output feeders of the product are exposed to outdoor harsh rings
When in the environment, take lightning protection measures, such as installing a lightning arrester on the signal cable.
7. When using, wiring must be strictly in accordance with the wiring method in the instruction manual, and then switch on the power and signal after checking.